



Corrosion Resistant 316 Stainless Steel Submersible Pumps



X Series

BJM X Series 316SS Pumps

Are you pumping corrosive materials?

Our 316 stainless steel submersible pumps offer maximum corrosion resistance for a wide variety of applications:

- Chemical
- Food/Beverage
- Metal Plating
- Marine
- Paper Processing
- Medical Waste
- Sewage

Our X Series 316SS pumps minimize your downtime to reduce or eliminate project delays and repair/replacement costs. Avoid environmental penalties that result from failed corroded cast iron pumps.

For more than 35 years, BJM Pumps® has provided wastewater solutions that eliminate maintenance and boost your uptime. Discover the power beneath the floor. BJM Pumps® – The Pump you Need, Guaranteed!® Learn more at www.flowsolutions.com or call 860-631-3618



Proven Construction for Pumping Corrosive Liquids

Our X Series pumps are rated A or B for corrosive resistance. They are field-proven to handle a wide variety of the corrosive materials that wear down a cast iron pump, including:

Acidic and Caustic Chemicals


- Cleaning Agents
- Fertilizer
- Paints and Lacquers
- Medicines
- Bleaches
- Soaps and Detergents
- Adhesives
- Coatings
- Pesticides and Insecticides
- Solvents
- Flavorings
- Preservatives

Food Processing Residue, Liquids and By-products

- Water – Fresh, Carbonated, Mine or Salt
- Milk
- Beer, Wine and Other Spirits
- Mustard, Mayonnaise and Ketchup
- Fruit, Grape and Vegetable Juice
- Salad Dressings and Soy Sauce
- Starches
- Blood



Construction Features



Power Cord: 33 ft (10m) standard

- Other lengths available
- SOOW cord. UL, OSHA, MSHA approved
- EPDM power cord is available

FKM Elastomers (EPDM or Buna Optional)

- Double Mechanical Seal
- Carbon ceramic upper
- Silicon carbide lower
- FKM Lip Seal

Motor Voltage

- 1 phase: 115 and 230 Volt
- 3 phase: 208, 230, 460, 575 Volt

Motor: Air Filled

- Class F or H Motor Insulation
- Thermal overload protection

Seal Minder[®] Moisture Detection System

- Standard on SX, SKX models
- Optional on JX, JXH models
- Not available on RX models

Motor Horsepower

- 1–20 HP

Cast 316 Stainless Steel (ASTM 48)

- No other wetted part metal
- No welds
- 316SS parts precision cast up to 5HP models for enhanced surface quality

Accessories

- 316 Stainless Steel Slide Rails
- Control Panels

X Series pumps are not explosion proof and are not designed for pumping flammable liquids.

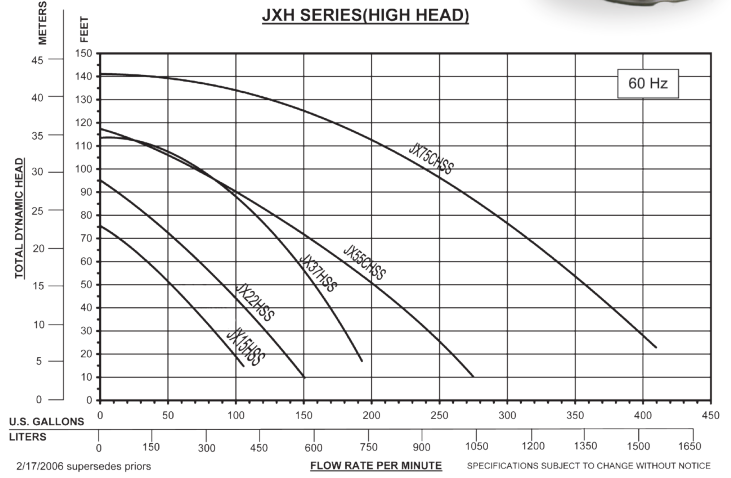
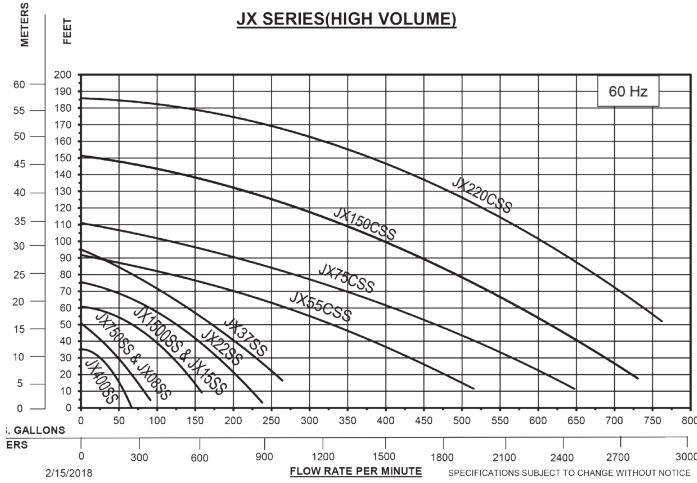
Construction

BJM Pumps® X Series pumps are made of cast 316 stainless steel with no welds and are rated A or B (excellent or good) for corrosive resistance. Pumps made of cast iron are rated D or F.

JX and JXH Series - Sump/Dewatering pumps

These top performing, durable pumps are perfect for:

- Effluent Dewatering
- Corrosive Sumps
- Chemical Spill and Collection Sumps
- Bottling Plants
- Metal Finishing
- Leachate Recovery
- Bulk Chemical Transfer
- Solvent Extraction Mining
- Retention Sumps



JX

JX400SS	2"	0.5	115/230	1	3450	7.6/3.8	1/8"	35'	66	38	32	15.7"	8.5"	33'
JX750SS	2"	1	115/230	1	3450	14/7	3/16"	50'	91	66	55	17.3"	11.2"	33'
JX08SS	2"	1	208/230/ 460/575	3	3450	3.5/3.2/1.6/1.3	3/16"	50'	91	60	51	15.2"	11.2"	33'
JX15SS	3"	2	208/230/ 460/575	3	3450	6.3/6/3/2.3	3/16"	60'	158	72	65	16.4"	11.2"	33'
JX22SS	3"	3	208/230/ 460/575	3	3450	9.45/9/4.5/3.2	3/8"	75'	237	96	87	18.5"	12.5"	33'
JX37SS	4"	5	208/230/ 460/575	3	3450	14.7/14/7/5.5	3/8"	95'	264	108	97	19.7"	12.5"	33'
JX55CSS	4"	7.5	230/460/575	3	3450	21/10.5/7.6	3/8"	91'	515	233	190	25.5"	20.5"	33'
JX75CSS	4"	10	460/575	3	3450	15/10.5	3/8"	110'	647	258	215	27.75"	20.5"	33'
JX150CSS	6"	20	460/575	3	3450	23/18.4	1"	151'	730	440	374	34.6"	27.4"	50'
JX220CSS	6"	30	460/575	3	3450	32/25.6	1"	186'	760	492	426	34.6"	27.4"	50'

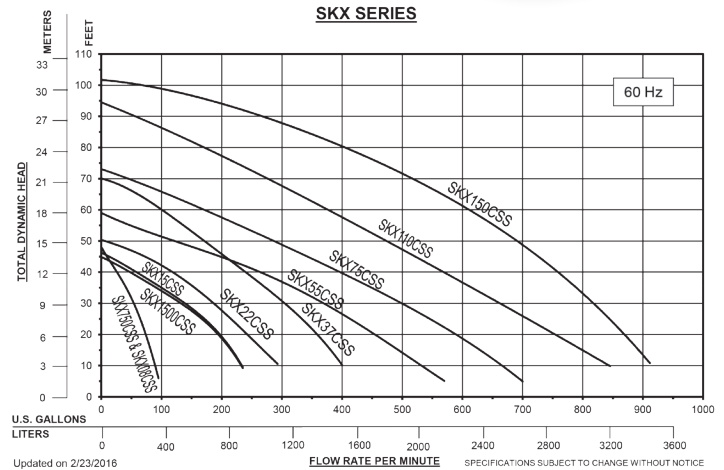
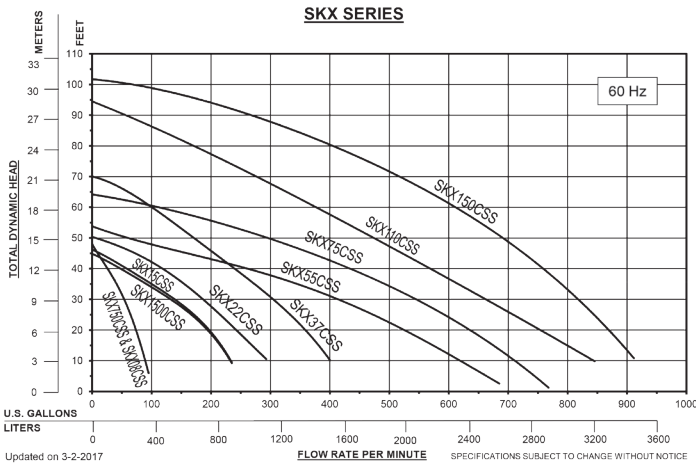
JXH

JX15HSS	2"	2	230/460	3	3450	6/3	3/16"	75'	105	66	57	16.4"	11.2"	33'
JX22HSS	2"	3	230/460	3	3450	9/4.5	3/8"	95'	150	94	86	18.5"	12.5"	33'
JX37HSS	2"	5	230/460	3	3450	14/7	3/8"	113'	192	108	97	19.7"	12.5"	33'
JX55CHSS	3"	7.5	230/460	3	3450	21/10.5	3/8"	104'	285	227	184	25.5"	20.5"	33'
JX75CHSS	4"	10	460	3	3450	15	3/8"	138'	308	252	209	27.75"	20.5"	33'

SKX Shredder and SX Non-Clog Pumps

Does your liquid include solids? BJM Pumps® SKX shredder pumps and SX non-clog pumps can handle solids that would clog a normal pump. These are ideal for the following:

- Marine Parks & Aquariums
- Beverage Bottling
- Poultry Plants
- Food Processing Plants
- Fish Processing
- Paper Mills
- Medical Wastes
- Coal Runoff Ponds
- Chemical Wastes



SKX

SKX750SS	2"	1	115/230	1	3450	14/7	2"	48'	95	75	66	21.25"	13.5"	33'
SKX1500CSS	3"	2	230	1	3450	14	1.6"	40'	220	104	93	21.25"	14.75"	33'
SKX080CSS	2"	1	208/230/460/575	3	3450	3.15/3/1.5/1.2	2"	48'	95	69	60	21.25"	13.5"	33'
SKX150CSS	3"	2	208/230/460/575	3	3450	6.3/6/3/2.3	1.6"	42'	220	95	84	20.5"	14.75"	33'
SKX220CSS	3"	3	208/230/460/575	3	3450	9.45/9/4.5/3.2	1.6"	45'	270	125	113	21.75"	15.25"	33'
SKX370CSS	4"	5	208/230/460/575	3	3450	14.7/14/7/5.5	1.6"	62'	360	136	121	22.5"	15.25"	33'
SKX550CSS	4"	7.5	230/460/575	3	1750	21/10.5/7.8	3.5"	54'	570	398	321	29.5"	29.5"	33'
SKX750CSS	4"	10	460/575	3	1750	15/10.5	3.5"	64'	670	414	337	31.15"	29.5"	33'
SKX1100CSS	6"	15	460/575	3	1750	19.8/13.7	3.5"	94'	845	610	515	35.6"	35.15"	33'
SKX1500CSS	6"	20	460/575	3	1750	25.7/19.8	3.5"	101'	911	630	535	37.6"	35.15"	33'

SX

SX080CSS	2"	1	208/230/460/575	3	3450	3.15/3/1.5/1.2	2"	48'	95	69	60	21.25"	13.5"	33'
SX150CSS	3"	2	208/230/460/575	3	3450	6.3/6/3/2.3	1.6"	42'	220	94	84	20.5"	14.75"	33'
SX220CSS	3"	3	208/230/460/575	3	3450	9.45/9/4.5/3.2	1.6"	45'	270	125	113	21.75"	15.25"	33'
SX370CSS	3" or 4"	5	208/230/460/575	3	3450	14.7/14/7/5.5	1.6"	62'	360	136	121	22.5"	15.25"	33'
SX550CSS	4"	7.5	230/460/575	3	3450	21/10.5/7.6	2.5"	78'	450	251	198	27.5"	20.5"	33'
SX750CSS	4"	10	460/575	3	3450	15/10.5	2.5"	99'	590	280	227	30.15"	20.5"	33'

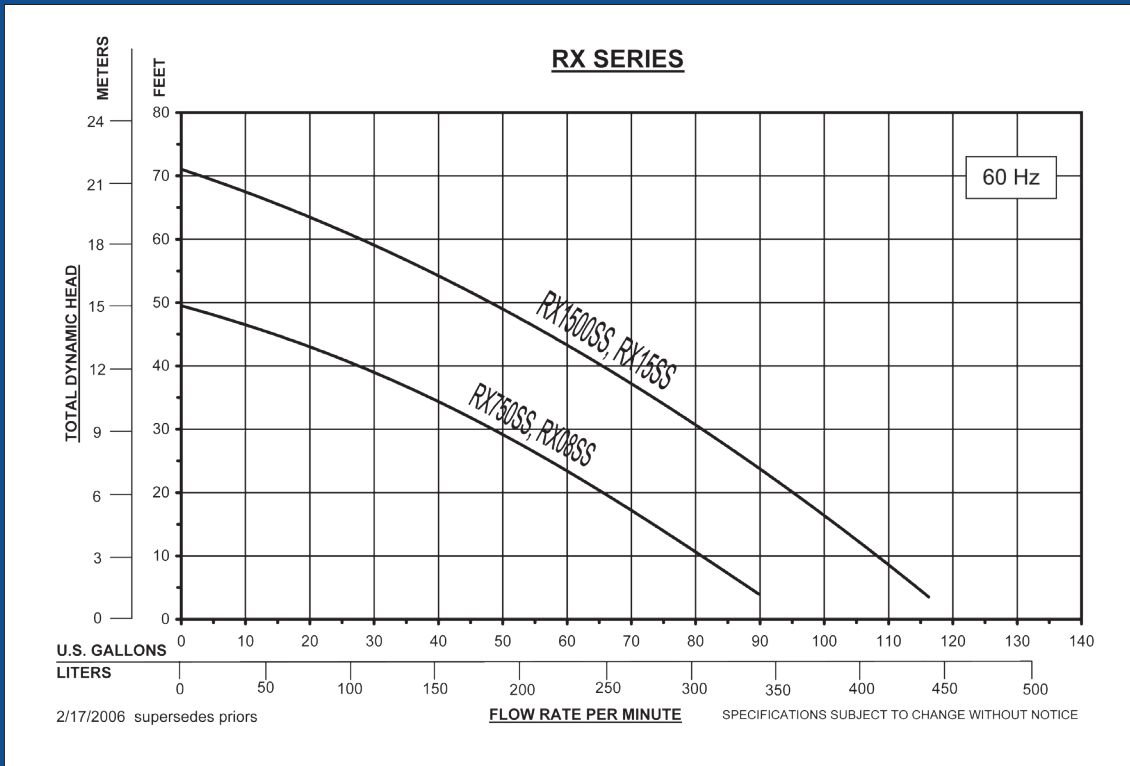
RX Portable Top Discharge Pumps

The RX Series pumps feature a top discharge to pass the liquid up and around the motor before discharging. This helps to better cool the motor in low level liquid applications. Best used for dewatering construction sites, mines, circulating fountain water or all-around industrial plant use.



Applications include:

- Chemical Spill Recovery
- Plant Cleanup
- Environment Remediation



RX750SS	2"	1	115/230	1	3450	14/7	1/4"	49'	89	68	55	19.3"	7.3"	33'
RX1500SS	2"	2	230	1	3450	14	1/4"	71'	116	80	69	20.5"	7.3"	33'
RX08SS	2"	1	208/230/460/575	3	3450	3.5/3.2/1.6/1.3	1/4"	49	89	64	54	19.3"	7.3"	33'
RX15SS	2"	2	208/230/460/575	3	3450	6.6/6/3/2.3	1/4"	71'	116	70	61	19.3"	7.3"	33'

SPECIFICATIONS SUBJECT TO CHANGE WITHOUT NOTICE



INDUSTRIAL
FLOW
SOLUTIONS™

Distributor:

104 John W Murphy Drive
New Haven, CT 06513
Tel: (860) 631-3618
Fax: (860) 399-7784
Web: www.flowsolutions.com