



High Temperature High Endurance Single Phase Pumps



Fahrenheit® Pumps

Submersible Pumps for Hot Liquids

Maximize your production and uptime with BJM Pumps® high temperature/high endurance pumps. We offer a single phase solution specifically engineered to handle water temperatures up to 200°F (93°C) reliably.

Durable and reliable to keep your production running, even in 24/7 continuous duty. Available for most liquids, including corrosive liquids and liquids containing solids. Cast iron or stainless steel construction available.

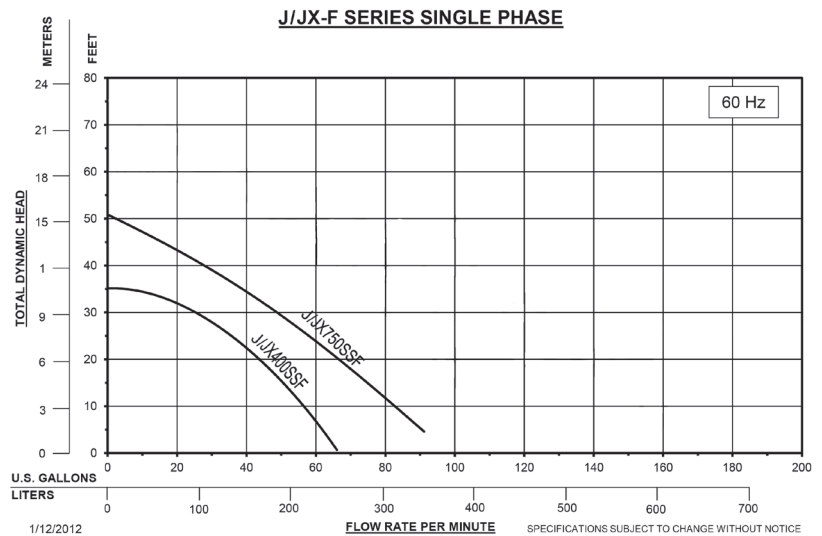
For more information, call 860-631-3618 or visit www.flowsolutions.com.



General Dewatering Pumps

JF & JXF Series – Clear Liquid Sump Pumps

The JF (Cast Iron) and JFX (316 Stainless Steel) Series pumps offer top quality and long pump lives for general pumping applications.

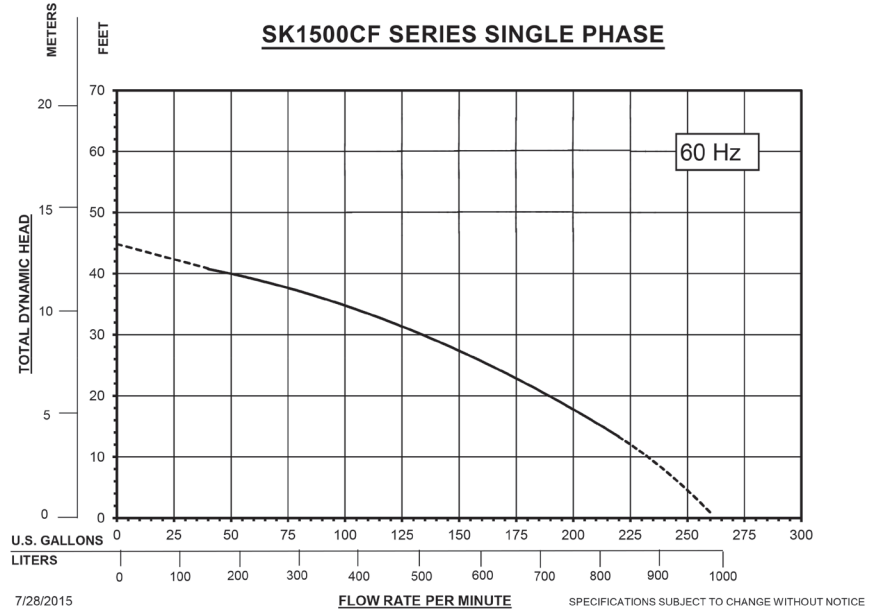


J400F	2"	0.5	115/230	1	8.5/5.5	1/8"	35'	66	45	32	15.7"	8.5"	50'
J750F	2"	1	115/230	1	16/8.5	3/16"	50'	91	70	55	17.3"	11.2"	50'
JX400SSF	2"	0.5	115/230	1	8.5/5.5	1/8"	35'	66	45	32	15.7"	8.5"	50'
JX750SSF	2"	1	115/230	1	16/8.5	3/16"	50'	91	70	55	17.3"	11.2"	50'

Solids Handling Pumps

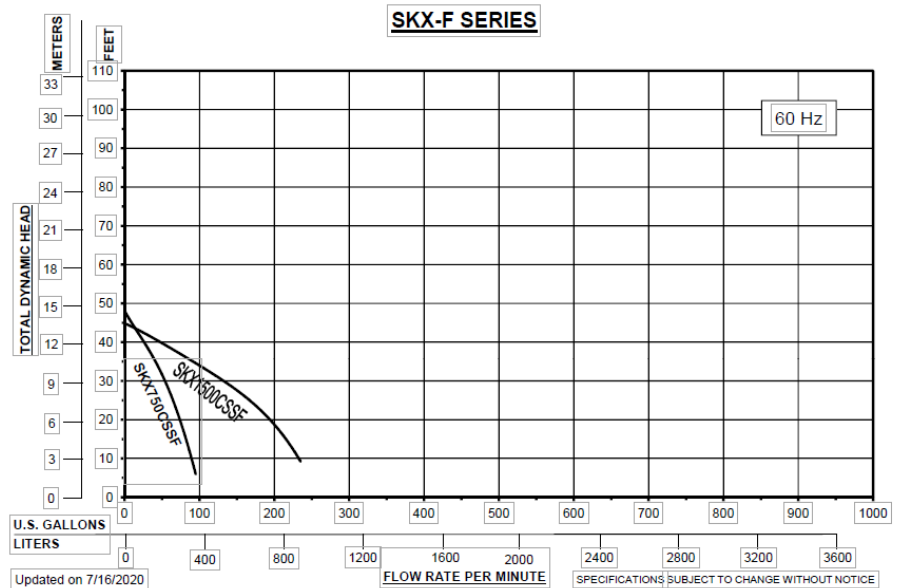
SKF Series – Cast Iron Non-Clog Shredder Pumps

The SKF and SKXF Series pumps rip solids apart by using a tungsten carbide tip impeller against a spiral-shaped diffuser plate. The 360° shredding action allows for easier passage.



SK1500CF	3"	2	230	1	16	2.5"	46'	185	110	90	21.5"	13.5"	50'
----------	----	---	-----	---	----	------	-----	-----	-----	----	-------	-------	-----

SKXF Series – 316 Stainless Steel Non-Clog Shredder Pumps

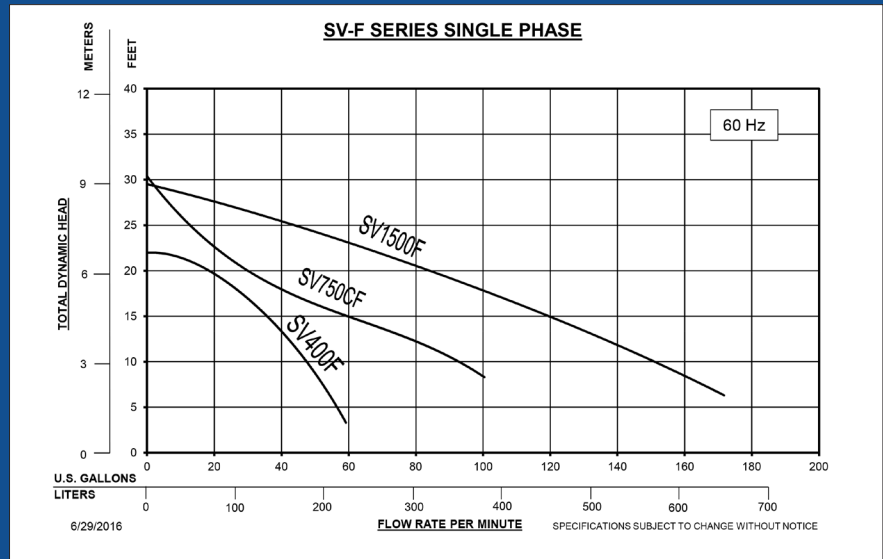


SKX750CSSF	2"	1	115/230	1	16/8.5	2.5"	48'	95	85	66	22.25"	13.5"	50'
SKX1500CSSF	3"	2	230	1	16	2.5"	46'	185	110	90	21.25"	14.75"	50'

Solids Handling Pumps


SVF Series – Vortex Pumps

The SVF Series pumps offer Vortex impellers, perfect for dealing with sludge, sewage, trash and industrial waste.



SV400F	2"	0.5	115/230	1	8.5/5.5	1.5"	22'	59	50	34	18.4"	8.5"	50'
SV750CF	3"	1	115/230	1	16/8.5	2"	32'	100	90	68	20.8"	13.8"	50'
SV1500F	3"	2	230	1	16	2.5"	29'	171	110	92	23.6"	15.3"	50'

Control Box – Standard



All single phase Fahrenheit® pumps are supplied with a NEMA 4X control box including pump start components, Seal Minder® relay, motor thermal sensor connections, and high temperature wide angle float switch with 20' cable. These single-phase controls meet UL 508A and cUL CSA-22.2 requirements.

WARNING: NOT FOR USE IN ANY FLAMMABLE LIQUIDS

SPECIFICATIONS SUBJECT TO CHANGE WITHOUT NOTICE



**INDUSTRIAL
FLOW
SOLUTIONS™**

104 John W Murphy Drive
New Haven, CT 06513
Tel: (860) 631-3618
Fax: (860) 399-7784
Web: www.flowsolutions.com

Distributor:



High Temperature High Endurance Submersible Pumps




Fahrenheit® Series

Submersible Pumps for Hot Liquids

Maximize your production and uptime with BJM Pumps® high temperature/high endurance pumps. We offer a broad line of submersible pumps specifically designed and constructed to handle water temperatures up to 200°F (93°C) reliably. These pumps are durable and reliable to keep your production running, even in 24/7 continuous duty. Available for solids handling, dewatering and slurry pump applications. Cast iron or stainless steel construction available. Perfect for applications where the liquids are too hot for conventionally built submersible pumps, including:

- Beverage, bottling plants
- Poultry, meat processing
- Dairy product processing
- Boiler blowdown

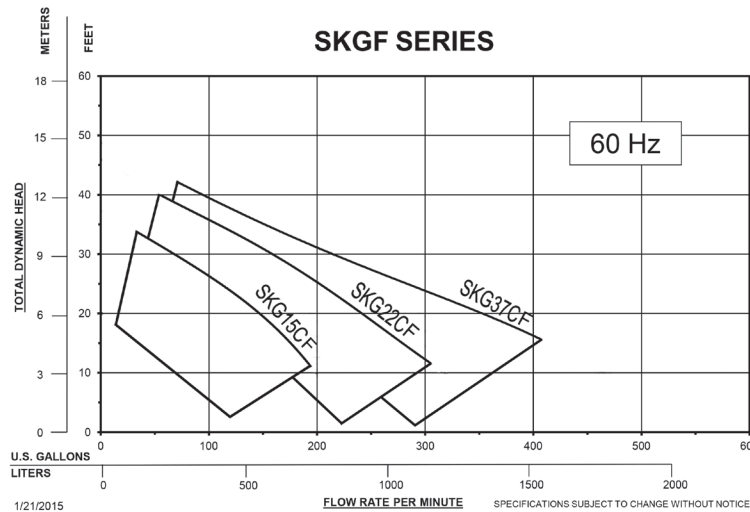
For more information, call 860-631-3618 or visit www.flowsolutions.com.



Solids Handling Pumps

SKGF Series - Shredder Pumps

Solve your toughest solids handling challenges with BJM Pumps® patented RAD-AX® Dual Shredding Technology.

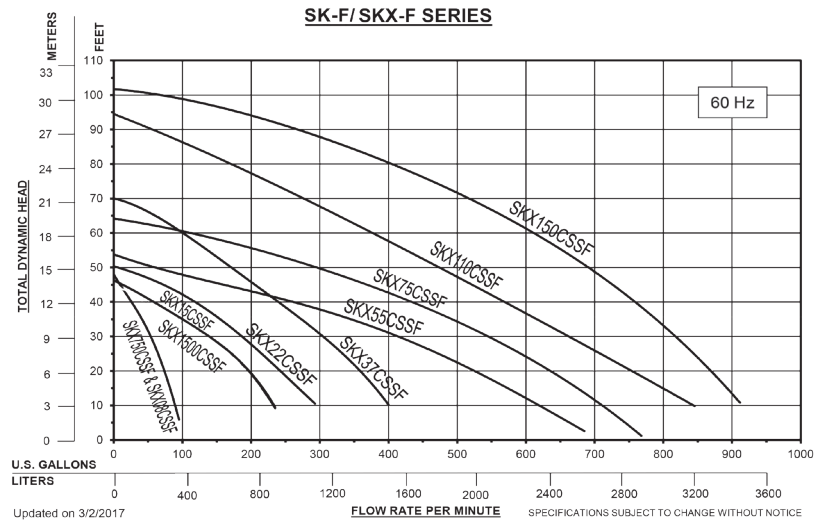


MODEL	DISCH. SIZE	H.P.	PHASE	RATED AMPS	MAX HEAD	MAX GPM	WEIGHT LBS	HEIGHT	WIDTH
SKG15C-F	2"	2	3	6.3/6/3/2.3	34.5'	190	149	25.5"	21"
SKG22C-F	3"	3	3	9.45/9/4.5/3.2	41'	300	157	26.38"	21"
SKG37C-F	3"	5	3	14.7/14/7/5.5	42'	410	185	29"	21"

Solids Handling Pumps

SKF and SKXF Series - Non-Clog Shredder Pumps

The SKF and SKXF Shredder Pumps are designed to obliterate solids by tearing, breaking and ripping them to pieces. BJM Pumps® Tungsten Carbide Tip Impeller rips solids apart with 360° shredding action for easier passage and virtually no clogs.

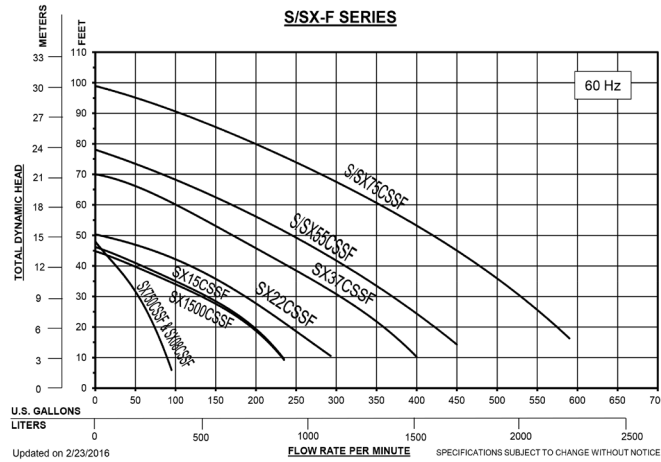


MODEL	DISCH. SIZE	H.P.	PHASE	RATED AMPS	MAX SOLIDS	MAX HEAD	MAX GPM	WEIGHT LBS	HEIGHT	WIDTH
SK08C-F / SKX08CSS-F	2"	1	3	3.2/1.6	2"	48'	95	69	21.25"	13.5"
SK15C-F / SKX15CSS-F	3"	2	3	6/3	1.6"	42'	220	95	20.5"	14.75"
SK22C-F / SKX22CSS-F	3"	3	3	9/4.5	1.6"	45'	270	125	21.75"	15.25"
SK37C-F / SKX37CSS-F	4"	5	3	14/7	1.6"	62'	360	136	22.5"	15.25"
SK55C-F / SKX55CSS-F	4"	7.5	3	21/10.5	3.5"	54'	570	398	29.5"	29.5"
SK75C-F / SKX75CSS-F	4"	10	3	15/10.5	3.5"	64'	670	414	31.15"	29.5"
SKX110CSS-F	6"	15	3	19.8/13.7	3.5"	94'	845	610	35.6"	35.15"
SK150C-F / SKX150CSS-F	6"	20	3	25.7	3.5"	101'	911	630	37.6"	35.15"

Solids Handling Pumps

SF and SXF Series - Non-Clog Pumps

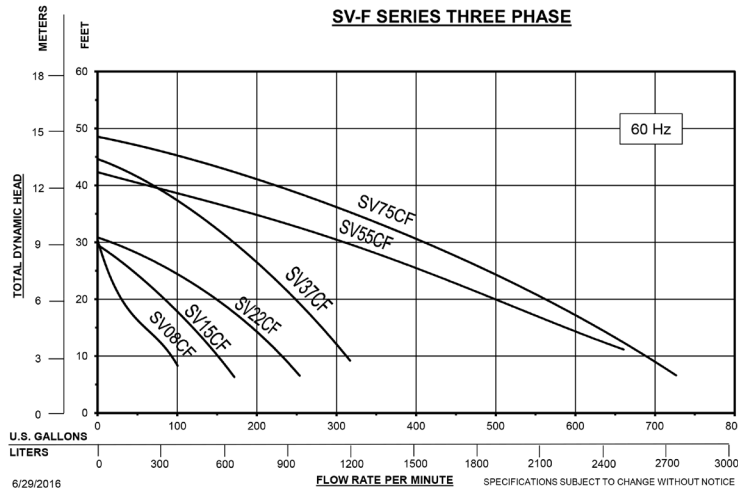
The SF (Cast Iron) and SXF (316 Stainless Steel) pumps have non-clog, single vane impellers to handle solids that would clog a normal pump.



MODEL	DISCH. SIZE	H.P.	PHASE	RATED AMPS	MAX SOLIDS	MAX HEAD	MAX GPM	WEIGHT LBS	HEIGHT	WIDTH
SX08CSS-F	2"	1	3	3.2/1.6	2"	48'	95	69	21.25"	13.5"
SX15CSS-F	3"	2	3	6/3	1.6"	42'	220	94	20.5"	14.75"
SX22CSS-F	3"	3	3	9/4.5	1.6"	45'	270	125	21.75"	15.25"
SX37CSS-F	4"	5	3	14/7	1.6"	62'	360	136	22.5"	15.25"
S55C-F / SX55CSS-F	4"	7.5	3	21/10.5	2.5"	78'	450	251	27.5"	20.5"
S75C-F / SX75CSS-F	4"	10	3	15/10.5	2.5"	99'	590	280	30.25"	20.5"

SVF Series - Vortex Pumps

The SVF Series pumps offer Vortex impellers, perfect for dealing with sludge, sewage, trash and industrial waste.



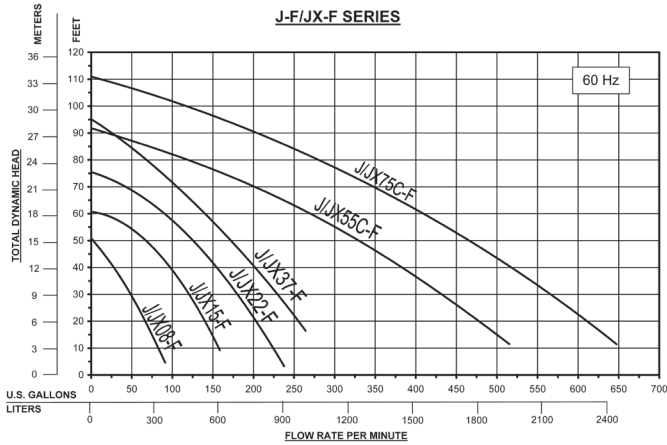
MODEL	DISCH. SIZE	H.P.	RATED AMPS	MAX SOLIDS	MAX HEAD	MAX GPM	WEIGHT LBS	HEIGHT	WIDTH
SV08C-F	3"	1	3.5/3.2/1.6/1.3	2"	30'	100	63	18.4"	13.8"
SV15C-F	4"	2	6.3/6/3/2.3	2.5"	29'	171	87	17.3"	15.3"
SV22C-F	3"	3	9.45/9/4.5/3.2	3"	30.8'	253	130	22.9"	18.3"
SV37C-F	4"	5	14.7/14/7/5.5	3"	44'	317	152	24.0"	18.3"
SV55C-F	6"	7.5	21/10.5/7.8	3.5"	42'	660	246	32.5"	25.7"
SV75C-F	4"	10	15/10.5	3.5"	48'	726	265	34.7"	25.7"

General Dewatering Pumps

JF & JXF Series - Clear Liquid Sump Pumps

JHF & JXHF Series - High Head Sump Pumps

The JF (Cast Iron) and JXF (316 Stainless Steel) Series pumps offer top quality and long pump lives for general pumping applications. The JHF (Cast Iron) and JXHF (316 Stainless Steel) Series pumps offer high head pumping capabilities.

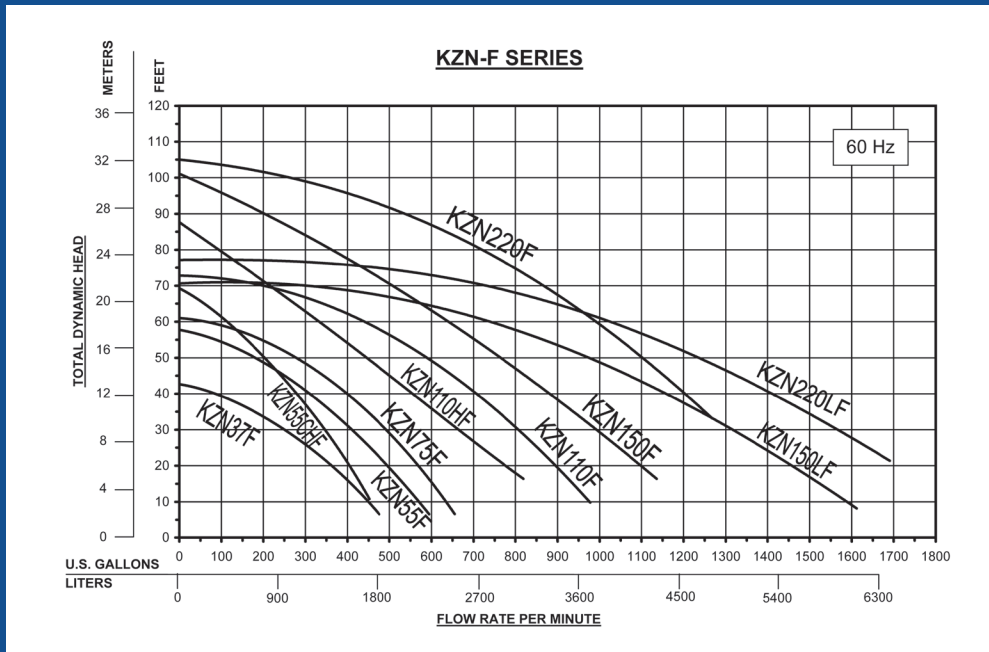


MODEL	DISCH. SIZE	H.P.	PHASE	RATED AMPS	MAX SOLIDS	MAX HEAD	MAX GPM	WEIGHT LBS	HEIGHT	WIDTH
J08-F / JX08SS-F	2"	1	3	3/1.5	3/16"	51'	91	60	15.2"	11.2"
J15-F / JX15SS-F	3"	2	3	6/3	3/16"	60'	158	72	16.4"	11.2"
J22-F / JX22SS-F	3"	3	3	9/4.5	3/8"	75'	237	96	18.5"	12.5"
J37-F / JX37SS-F	4"	5	3	14/7	3/8"	95'	264	108	19.7"	12.5"
J55C-F / JX55CSS-F	4"	7.5	3	21/10.5	3/8"	92'	515	233	25.5"	20.5"
J75C-F / JX75CSS-F	4"	10	3	30/15	3/8"	110'	647	258	27.75"	20.5"
J15H-F / JX15HSS-F	2"	2	3	6/3	3/16"	75'	105	66	16.4"	11.2"
J22H-F / JX22HSS-F	2"	3	3	9/4.5	3/8"	95'	150	94	18.5"	12.5"
J37H-F / JX37HSS-F	2"	5	3	14/7	3/8"	113'	192	108	19.7"	12.5"
J55CH-F / JX55HSS-F	3"	7.5	3	21/10.5	3/8"	104'	285	227	25.5"	20.5"
J75CH-F / JX75HSS-F	4"	10	3	30/15	3/8"	138'	308	252	27.75"	20.5"

Slurry Pumps

KZNF Series - Slurry Pumps

The KZNF Series hard metal agitator pumps are designed to resist abrasive wear for less downtime and fewer repairs.



**Built For Long Life
Pumping
Hot Liquids**



MODEL	DISCH. SIZE	H.P.	RATED AMPS	MAX SOLIDS	MAX HEAD	MAX GPM	WEIGHT LBS	HEIGHT	WIDTH
KZNF37-F	3"	5	13.5/6.8	7/8"	42'	475	370	32.3"	16.5"
KZNF55-F	4"	7.5	19.5/9.5	1"	57'	594	385	32.3"	16.5"
KZNF55CH-F	3"	7.5	19.5/9.5	1"	69'	449	420	32.3"	17.25"
KZNF75-F	4"	10	26/13	1"	61'	655	397	33.0"	16.5"
KZNF110-F	6"	15	35/17.5	1 3/8"	72'	977	667	43.3"	21.5"
KZNF110H-F	4"	15	35/17.5	1 3/8"	87'	819	680	43.3"	21.5"
KZNF150-F	6"	20	26	1 1/2"	101'	1136	680	45.0"	21.5"
KZNF150L-F	6"	20	26	1 1/2"	70'	1611	680	45.0"	21.5"
KZNF220-F	6"	30	39	1 1/2"	105'	1268	1275	52.2"	22.75"
KZNF220L-F	6"	30	39	1 1/2"	77'	1690	1275	52.2"	22.75"

SPECIFICATIONS SUBJECT TO CHANGE WITHOUT NOTICE



**INDUSTRIAL
FLOW
SOLUTIONS™**

104 John W Murphy Drive
New Haven, CT 06513
Tel: (860) 631-3618
Fax: (860) 399-7784
Web: www.flowsolutions.com

Distributor: